

Artistic Space beyond Display **LG OLED Signage**



Unrivaled
Picture Quality



Space-Fitting
Design



On-site
Customization



Synced
Playback





Flexible Curved Open Frame OLED Signage | 55EF5F

Blending in with the space while captivating everyone's mind. LG OLED signage offers unprecedentedly flexible design. Beyond its informative features, LG OLED signage delivers unsurpassed advertising effectiveness, redesigning space as a prestige-enhancing landmark with perfect colors and innovative forms.



* All images are for illustrative purposes only.

Perfect Black

Equipped with over 8 million self-lighting pixels operating individually, LG OLED Signage reproduces absolute blacks with no light bleed and offers infinite contrast.

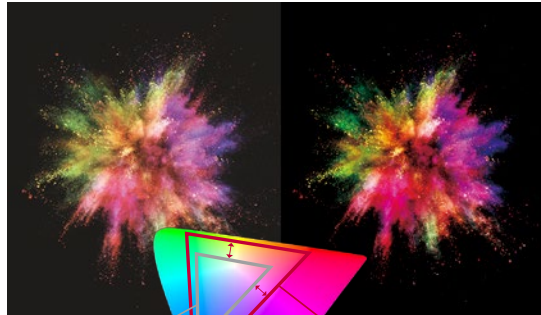


LCD

LG OLED Signage

Perfect Color

LG OLED Signage provides richness in all colors, bringing colors to life with superb accuracy and vividness.



LCD

LG OLED Signage

Perfect Viewing Screen

LG OLED Signage delivers its awe-inspiring picture quality and brightness even from wide viewing angles.



Perfect Design

LG OLED technology doesn't require a backlight unit nor a liquid crystal layer so it offers a flexible design with unbelievably lightweight and slim features.



Slim



Lightweight



Curved



Flexible

Expandable Screen Size

The screen size can be as large as users want by tiling up displays horizontally and vertically. This provides viewers with an incredibly immersive viewing experience.

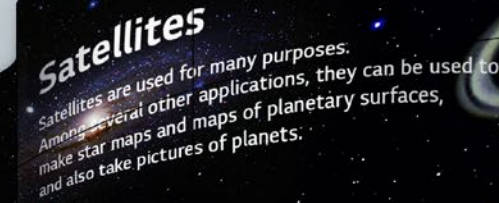


DESIGN FLEXIBILITY

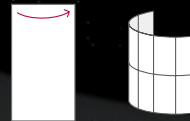
Flexible Curved Open Frame OLED Signage | 55EF5F

Variety of Curvature for Landmarks

The 55EF5F series supports various concave and convex curvature in both portrait and landscape orientations. You can differentiate your space in a variety of ways with beautifully curved displays to keep passengers captivated and immersed.




In Portrait



Max Curvature in Portrait
• Concave/Convex: up to 1,000R

In Landscape



Max Curvature in Landscape
• Concave/Convex: up to 1,000R

What is R?

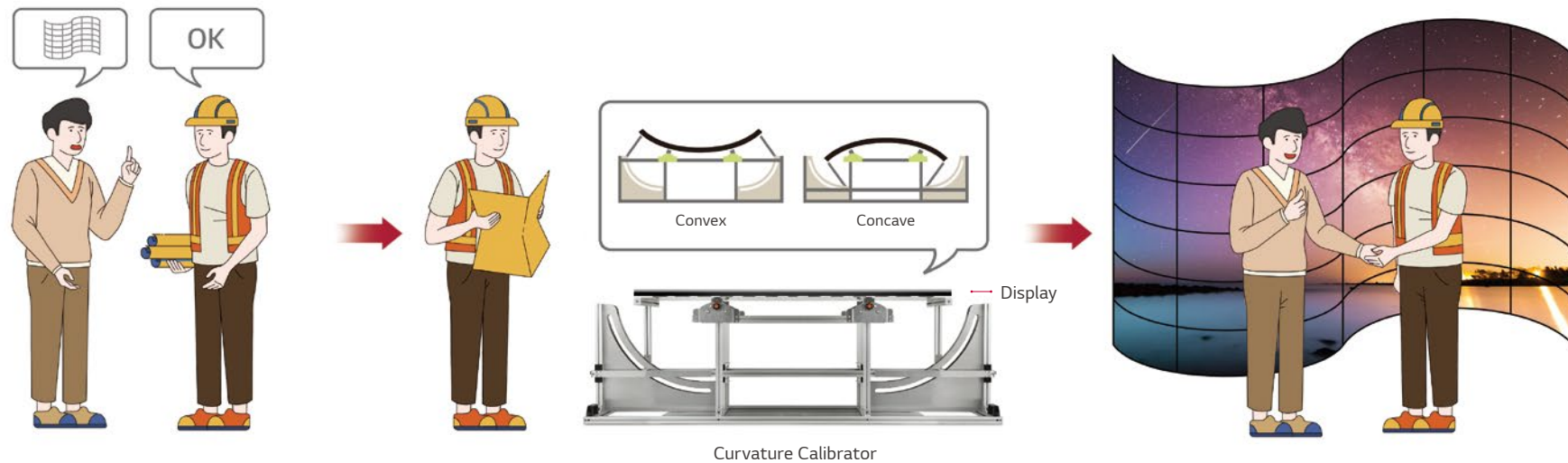
Due to the nature of its curved design, "R" signifies the radial length of a circle which allows for its curved display. For example, displays with a curvature of 1,000R will have a radius of 1m (1,000mm)



* All images are for illustrative purposes only.

On-site Customization

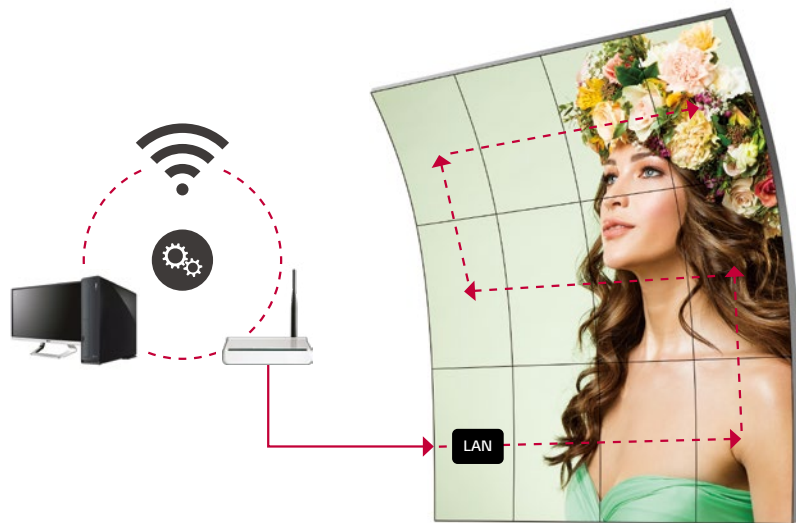
The 55EF5F series enables a completely new approach for innovative and flexible designs. Its optional "Curvature Calibrator(CC)¹" supports the coordination of displays with various convex and concave curvature, depending on the requirements. This makes it possible to rapidly respond to changes on-site, making it easier to successfully build an eye-catching landmark.



1) A Curvature Calibrator needs to be purchased separately.
Please contact your regional LG sales representatives for details.

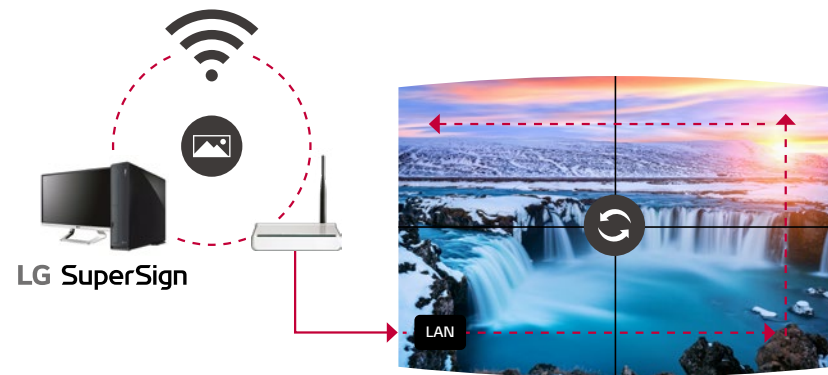
LAN Daisy Chain Management

The LAN daisy chain allows users to control and monitor displays, transmit data and even update firmware all at once, reducing management burden.



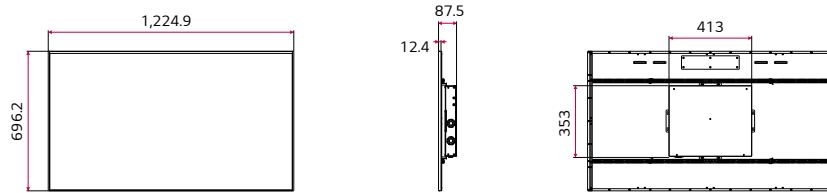
Synced Playback

Through its built-in high performance SoC, each display plays its video tile without lag for synchronized content playback.

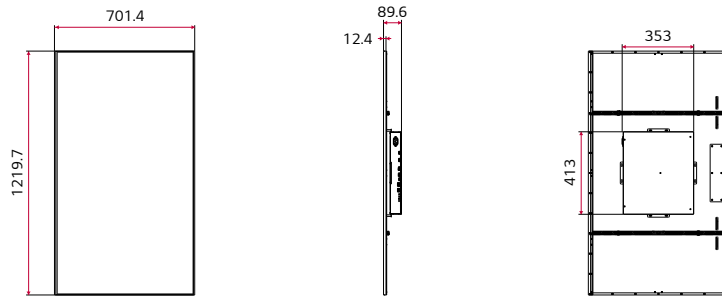


Dimension (unit: mm)

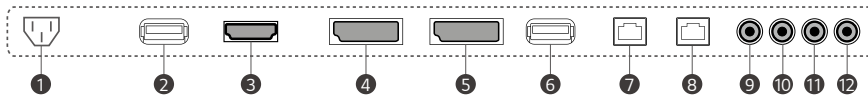
Landscape (Flat, w/ Signage Box)



Portrait (Flat, w/ Signage Box)



Connectivity



- ① AC In
- ② USB In 1
- ③ HDMI In
- ④ DP In
- ⑤ DP OUT
- ⑥ USB In 2
- ⑦ LAN In
- ⑧ LAN Out
- ⑨ IR In
- ⑩ RS232C In
- ⑪ RS232C Out
- ⑫ AUDIO Out



Specifications

		55EF5F
Panel	Screen Size	55"
	Panel Technology	OLED
	Native Resolution	1,920 x 1,080 (FHD)
	Brightness	150 / 400 nit (APL 100% / 25%)
	Contrast Ratio	x150,000 : 1
	Dynamic CR	No
	Color Gamut	BT709 120 %
	Viewing Angle (H x V)	178 x 178
	Color Depth	1.07 Billion Colors (10bit)
	Response Time	1 ms (G to G)
	Surface Treatment (Haze)	No
	Operation Hours (Hours / Day)	18 / 7 (Moving Content Only)
Portrait / Landscape	Yes / Yes	
Connectivity	Input	HDMI (HDCP 2.2), DP (HDCP 1.3), USB 2.0 Type A (2)
	Output	DP, Audio
	External Control	RS232C In / Out, RJ45 In / Out, IR In (External IR Receiver)
Mechanical Specification	Bezel Color	Black
	Bezel Width (T / R / L / B)	(Landscape) 0.6 / 6.7 / 6.7 / 0.6 mm (Off Bezel) (Portrait) 0.6 / 6.7 / 6.7 / 0.6 mm (Off Bezel) (Landscape) 5.0 / 7.6 / 7.6 / 10.6 mm (Off Bezel) (Portrait) 5.0 / 13.2 / 7.8 / 5.0 mm (Off Bezel)
	Weight (Head)	(Landscape) 6.6 kg, (Portrait) 7.8 kg, (Signage Box) 3.5 kg
	Monitor Dimensions (W x H x D)	(Landscape) 1,224.9 x 696.2 x 38.0 mm (Head, w/Pemnut) (Portrait) 701.4 x 1,219.7 x 38.0 mm (Head, w/Pemnut) (Landscape) 1,224.9 x 696.2 x 12.4 mm (Head, w/o Pemnut) (Portrait) 701.4 x 1,219.7 x 12.4 mm (Head, w/o Pemnut) (Signage Box) 413 x 353 x 57.3 mm
	Monitor Dimensions with Stand (W x H x D)	No
VESA™ Standard Mount Interface	No	
Special Features	Internal Memory (64GB), Temperature Sensor, FAN, webOS 4.0, Embedded CMS (Local Contents Scheduling, Group Manager), USB Plug & Play, Fail Over, Sync Mode (RS-232C Sync, Local Network Sync), Video Tag (4), Rotation (Screen Rotation, External Input Rotation), Gapless Playback, Tile Mode Setting, Setting Data Cloning, SNMP, ISM Method, Auto Set ID, Status Mailing, Control Manager, Crestron Connected [®] 1), PM Mode, Wake on LAN, HDMI-CEC ²⁾ , SI Server Setting, webRTC, ProIdiom	
Environment Conditions	Operation Temperature	0 °C to 40 °C
	Operation Humidity	10 % to 80 %
Power	Power Supply	AC 100 - 240 V -, 50 / 60 Hz
	Power Type	Built-in Power
	Power Consumption	Typ. / Max. 309 W ³⁾ / 318 W ³⁾ BTU (British Thermal Unit) 1,054 BTU/Hr (Typ.), 1,085 BTU/Hr (Max.)
Sound	Speaker	No
Certification	Safety	CB / NRTL
	EMC	FCC Class "A" / CE / KC
Media Player Compatibility	ErP	Yes
	OPS Type Compatible	No
Software Compatibility	OPS Power Built In	No
		SuperSign CMS, SuperSign Control / Control+, SuperSign WB, SuperSign Media Editor, Signage365Care [®] 1)
Accessories (Basic)	Remote Controller, Power Cord, QSG, IR Receiver, Regulation Book, Phone to RS232C Gender, FFC Cables (220 mm x 4 ea for Connection Between Panel and Signage Box), DP Cable (2 M), RS232C Cable (4p-4p, 1.5 M), LC Cable (VLC, 3 M), Tape (4 ea for Cabling), Screw (M3 x L4.5, 30 ea / M3 x L5.5, 50 ea), Shield Cover Assy, Tiling Set Fixer 6ea, Flex Bar 2 ea	

* Dimensions & Jack Panels may differ from the above image, so please contact LG salesteam to verify before ordering.

1) Network based control 2) Compatibility may differ by equipment. 3) Based on 8 color bar 4) The availability can differ by region.
 * Specification are subject to change without notice, so please contact LG sales team to verify before ordering.



- www.lg.com/b2b
- www.youtube.com/c/LGCommercialDisplay
- www.facebook.com/LGInformationDisplay
- www.linkedin.com/company/lginformationdisplay

LG may make changes to specifications and product descriptions without notice.
 Copyright © 2020 LG Electronics Inc. All rights reserved. "LG Life's Good" is a registered trademark of LG Corp.
 The names of products and brands mentioned here may be the trademarks of their respective owners.

